

Junction box - E S6 A 300X300X160 - 0899025

Please be informed that the data shown in this PDF Document is generated from our Online Catalog. Please find the complete data in the user's documentation. Our General Terms of Use for Downloads are valid (<http://phoenixcontact.com/download>)




Junction box, material: Stainless steel, 316L/1.4404, surface resistance: brushed, silver, 300 mm x 300 mm x 160 mm, type of locking: Screw-on cover, scope of supply - ATD: Mounting plate, Fixing angle with mounting screws, M12 grounding bolts, affixed externally, Installation notes, Mounting plate

Your advantages

- Innovative product range of high-quality stainless steel housings as the basis for individual terminal boxes
- Reduced assembly and approval effort thanks to ready-equipped terminal boxes
- Flange plates possible on four sides of the housing, including seal protection
- Housing adjustments using threads, bore holes, and rectangular cutouts with consideration given to normative specifications

Key Commercial Data

Packing unit	1 pc
GTIN	 4 046356 927833
GTIN	4046356927833
Weight per Piece (excluding packing)	5,620.000 g
Custom tariff number	94032080
Country of origin	Germany
Note	Made to Order (non-returnable)

Technical data

General

Scope of supply	Mounting plate
	Fixing angle with mounting screws
	M12 grounding bolts, affixed externally
	Installation notes
Color	silver

Dimensions

Width	300 mm
Height	300 mm

Junction box - E S6 A 300X300X160 - 0899025

Technical data

Dimensions

Depth	160 mm
Clearance width, maximum DIN rail length	244 mm
Max. material thickness	1.5 mm

General

Housing material	Stainless steel, 316L/1.4404
Surface characteristics	brushed
Note	240 grain
Cover fastening	Screw-on cover
Note	Allen screws
Fixing device	External fixing clips
Seal material	Silicon

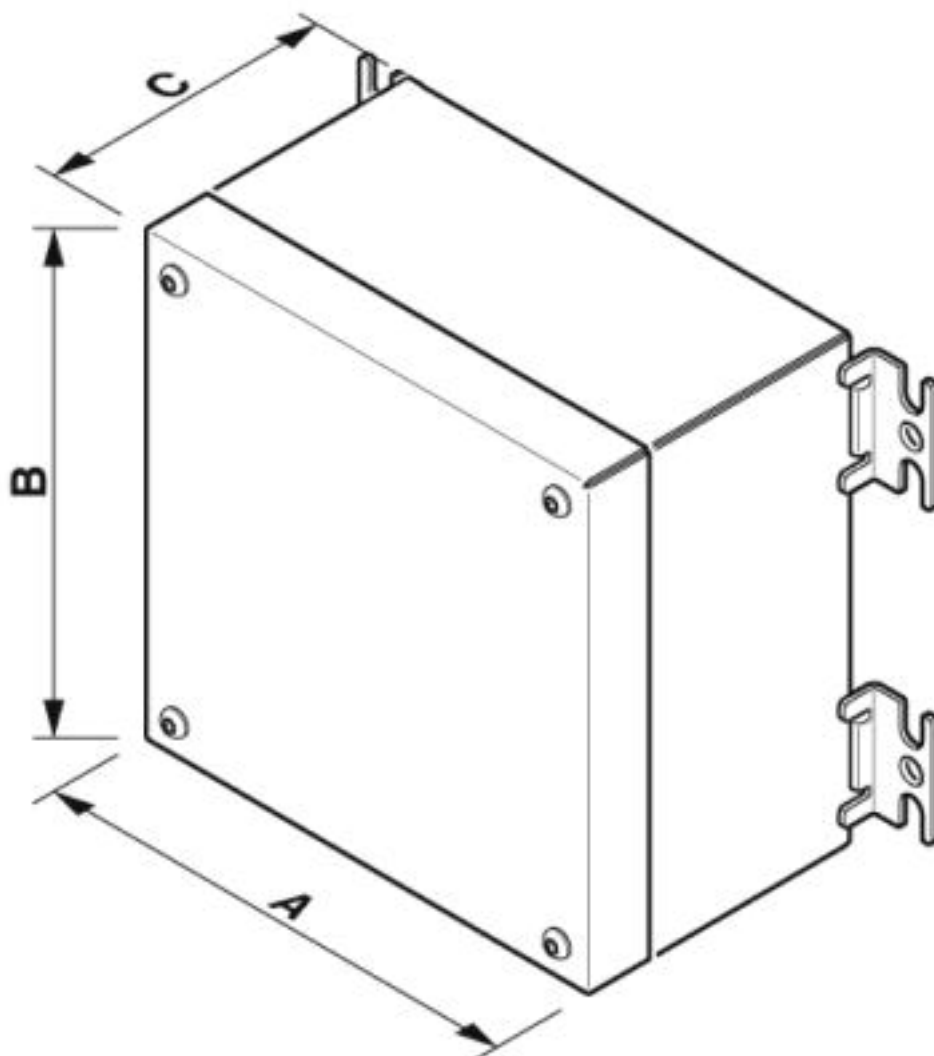
Ambient conditions

Degree of protection of housing (IP)	IP66
Protection class	I
Degree of protection (IK)	7.00 J
Temperature in operating conditions	-55 °C ... 135 °C

Drawings

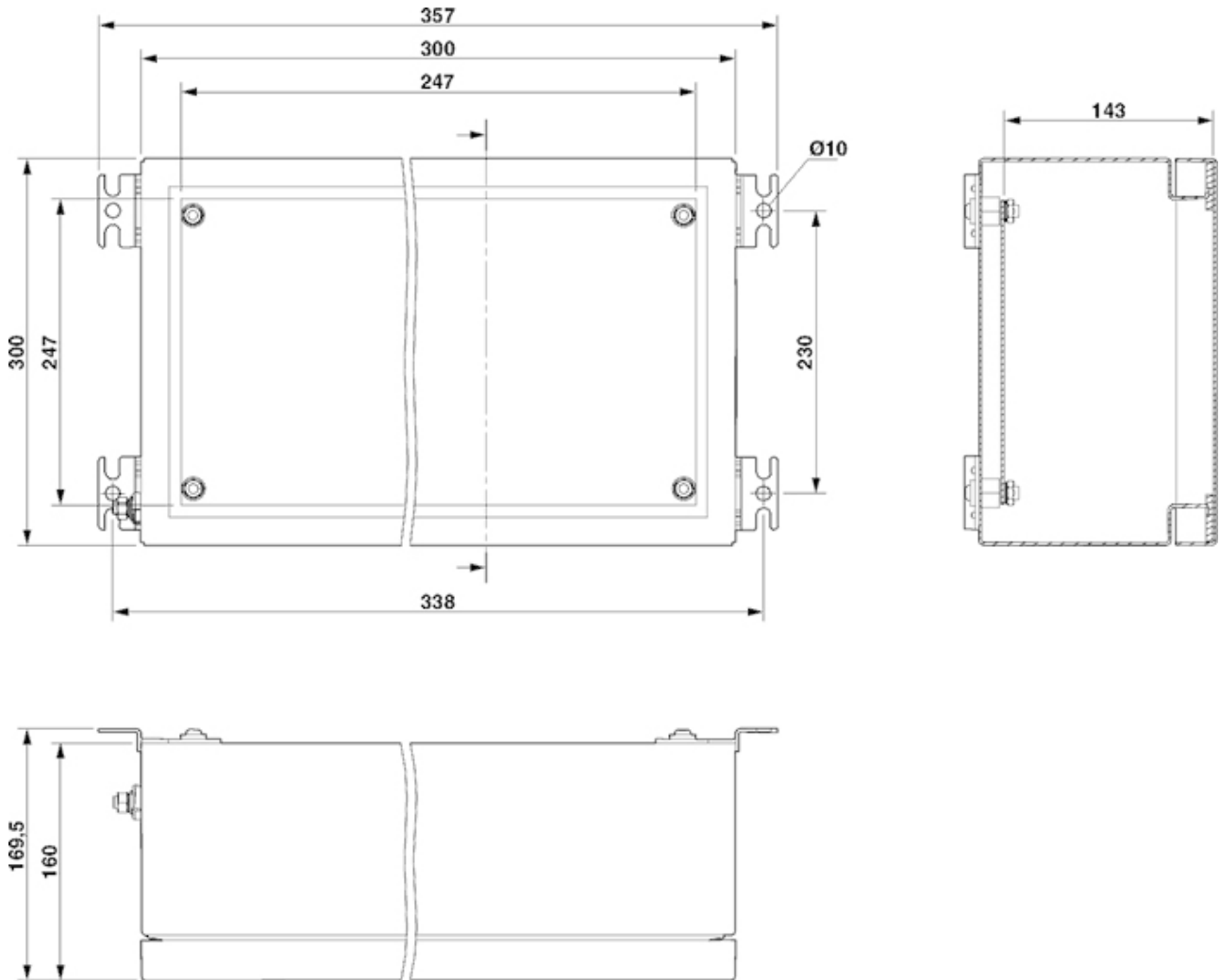
Junction box - E S6 A 300X300X160 - 0899025

Schematic diagram



Junction box - E S6 A 300X300X160 - 0899025

Dimensional drawing



Junction box - E S6 A 300X300X160 - 0899025

Classifications

eCl@ss

eCl@ss 10.0.1	27180190
eCl@ss 4.0	27180100
eCl@ss 4.1	27180100
eCl@ss 5.0	27180500
eCl@ss 5.1	27180100
eCl@ss 6.0	27180100
eCl@ss 7.0	27180190
eCl@ss 8.0	27180190
eCl@ss 9.0	27180190

ETIM

ETIM 4.0	EC000261
ETIM 5.0	EC000261
ETIM 6.0	EC000261
ETIM 7.0	EC000261

UNSPSC

UNSPSC 13.2	31261502
UNSPSC 18.0	31261502
UNSPSC 19.0	31261502
UNSPSC 20.0	31261502
UNSPSC 21.0	31261502

Approvals

Approvals

Approvals

UL Listed / cUL Listed / DNV GL / cULus Listed

Ex Approvals

IECEX / ATEX / EAC Ex

Approval details

UL Listed		http://database.ul.com/cgi-bin/XYVV/template/LISEXT/1FRAME/index.htm	E471052
-----------	--	---	---------

Junction box - E S6 A 300X300X160 - 0899025

Approvals

cUL Listed		http://database.ul.com/cgi-bin/XYV/template/LISEXT/1FRAME/index.htm	E471052
------------	--	---	---------

DNV GL		https://approvalfinder.dnvgl.com/	TAE00001HA
--------	--	---	------------

cULus Listed			
--------------	--	--	--

Accessories

Accessories

Mounting plate

Mounting plate - AE MP SH 300X300 - 0161970



Mounting plate, width: 244 mm, height: 244 mm, color: silver

Screwdriver tools

Screwdriver - SF-BIT-HEX 3-50 - 1212647



Screw bit, hexagon, E6.3-1/4" drive, size: Hex 3 x 50 mm, hardened, suitable for holder according to DIN 3126-F6.3/ISO 1173

Screwdriver - SF-BIT-HEX 4-50 - 1212648



Screw bit, hexagon, E6.3-1/4" drive, size: Hex 4 x 50 mm, hardened, suitable for holder according to DIN 3126-F6.3/ISO 1173

Torque tool

Junction box - E S6 A 300X300X160 - 0899025

Accessories

Torque screwdriver - TSD-M 6NM - 1212226



Torque screw driver, accuracy as per EN ISO 6789 standard, adjustable from 3 - 6 Nm

Universal tools

Control cabinet key - USS 4 - 1203149



Control cabinet key, metal, for all common types of control cabinet